

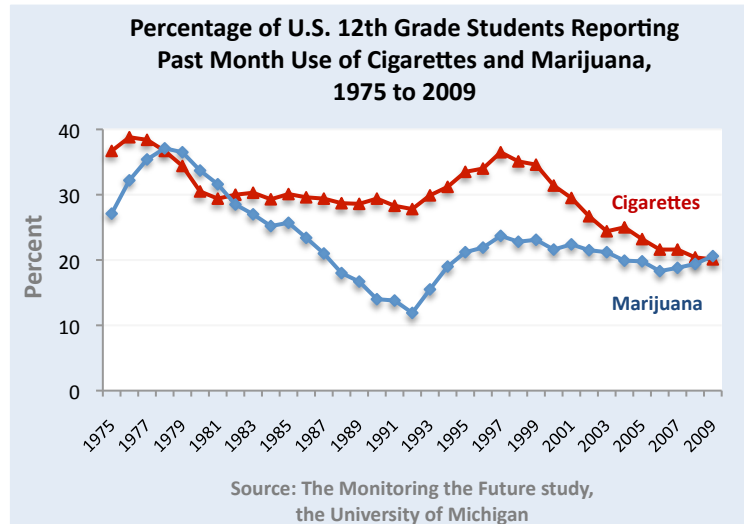
# Highlights of the 2009 Monitoring the Future Survey

## National Institute on Drug Abuse

### The Good News

- In 2009, **cigarette smoking** continues at its lowest point in the history of the survey on all measures for 8<sup>th</sup>, 10<sup>th</sup>, and 12<sup>th</sup> graders.

- Between 2004 and 2009, a drop in past year use of **methamphetamine** was reported for all grades.
- Among 10<sup>th</sup> and 12<sup>th</sup> graders, 5-year declines were reported for past year use of **amphetamine and cocaine**. Among 12<sup>th</sup> graders, past year use of cocaine decreased from 4.4% in 2008 to 3.4% in 2009.

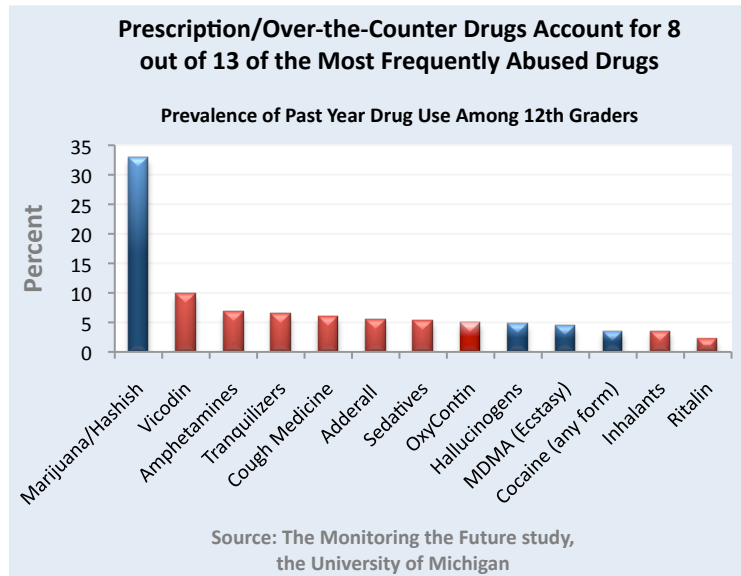


- From 2004 to 2009, decreases were observed in lifetime, past year, past month, and binge use of **alcohol** across the three grades.
- In 2009, past year use of **hallucinogens** fell among 12<sup>th</sup> graders from 5.9% to 4.7%. Past year use of LSD also declined from 2008 to 2009 among 12<sup>th</sup> graders, from 2.7% to 1.9%. In addition, past year use of hallucinogens other than LSD, also among 12<sup>th</sup> graders, decreased from 5% to 4.2%.
- **Attitudes** toward substance abuse, often seen as harbingers of change in use, showed many favorable changes. Among 12<sup>th</sup> graders, perceived harmfulness of LSD, amphetamines, sedatives/barbiturates, heroin, and cocaine increased. Across the three grades perceived availability of several drugs also declined.

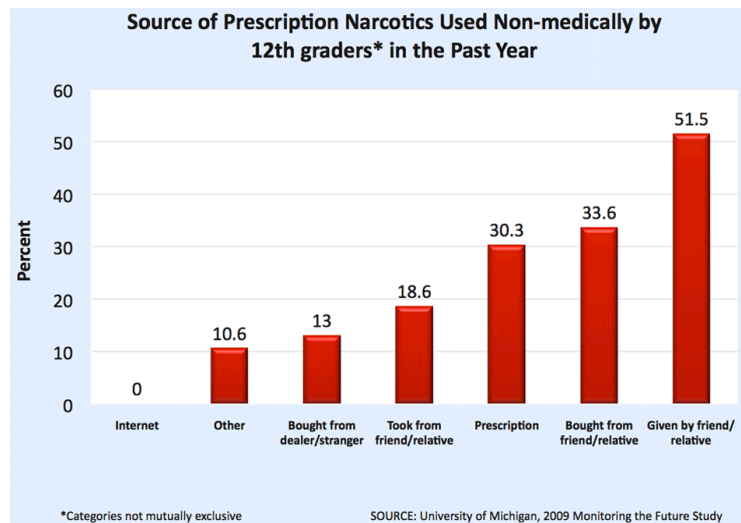
### Areas of Concern

- **Marijuana** use across the three grades has shown a consistent decline since the mid-1990's, but the trend has stalled with prevalence rates remaining steady over the last 5 years. Past year use was reported by 11.8% of 8<sup>th</sup> graders, 26.7% of 10<sup>th</sup> graders, and 32.8% of 12<sup>th</sup> graders. Also, perceived risk of regular use of marijuana decreased among 8<sup>th</sup> and 10<sup>th</sup> graders, while perceived availability declined among 12<sup>th</sup> graders.

- Past year non-medical use of **Vicodin** and **OxyContin** increased during the last 5 years among 10<sup>th</sup> graders; and remained unchanged in 8<sup>th</sup> and 12<sup>th</sup> graders. Nearly 1 in 10 high school seniors reported non-medical use of Vicodin; 1 in 20 reported abuse of OxyContin.



- When asked how **prescription narcotics** were obtained for non-medical use, about 52 percent of 12<sup>th</sup> graders said they were given to them from a friend or relative; 34 percent bought them from a friend or relative; and 30 percent received a prescription for them; a negligible number of 12<sup>th</sup> graders reported obtaining them over the internet. Note that respondents were allowed to check multiple sources.



- From 2008 to 2009, lifetime, past month, and daily use of **smokeless tobacco** increased among 10<sup>th</sup> graders.

For further information please visit NIDA on the web at [www.drugabuse.gov](http://www.drugabuse.gov) or contact:

Public Information and Liaison Branch  
Office of Science Policy and Communications  
Phone 301-443-1124/Fax 301-443-7397  
[information@nida.nih.gov](mailto:information@nida.nih.gov)